

**Example Plant / Facility / Project**

**Example System (System No.)**

**System Control Package**

**Example PLC**

[Update contents page](#)

	Page Number	Page Title	
A	1	Title Page	A
	2	Content Page	
	3	Welcome	
B	4	PT1-H-Alarm - High Pressure Alarm	B
	5	PT1-HH-Alarm - High High Pressure Alarm	
	6	XV1 Closed - Valve 1 Closed	
	7	D1-Stopped - Pump 1 Stopped	
	8	TT1-H-Alarm - High Temperature Alarm	
C	9	TT1-HH-Alarm - High High Temperature Alarm	C
	10	Sequence 1	
	11	Control Simulation 1	
	12	Master Equipment List 1	
	13	Signals - Digital Inputs	
D	14	Signals - Digital Outputs	D
	15	Signals - Analog Inputs	
	16	PT1-H-Alarm - High Pressure Alarm - Truth Tables	
	17	PT1-HH-Alarm - High High Pressure Alarm - Truth Tables	
E	18	XV1 Closed - Valve 1 Closed - Truth Tables	E
	19	D1-Stopped - Pump 1 Stopped - Truth Tables	
	20	TT1-H-Alarm - High Temperature Alarm - Truth Tables	
	21	TT1-HH-Alarm - High High Temperature Alarm - Truth Tables	

F			F
G			G
H			H
I			I
J			J
K			K
L			L
M			M
N			N
O			O
P			P

### PT1-H-Alarm - High Pressure Alarm

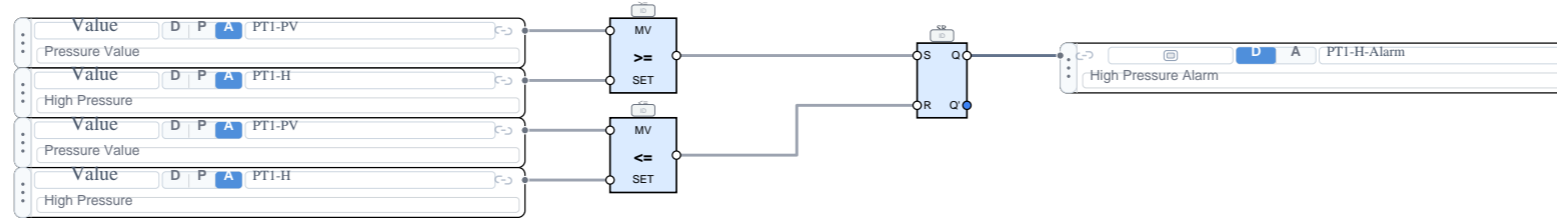
Expression:  $PT1-H-Alarm = (PT1-PV \geq PT1-H)$ , latched, reset when  $PT1-PV \leq PT1-H$

Description: PT1-H-Alarm - High Pressure Alarm is generated when PT1-PV is greater than or equal to PT1-H. Once generated, the effect remains latched until PT1-PV - Pressure Value is less than or equal to PT1-H - High Pressure.

Base mode: comparator  $\geq$

Latched effect: exported with SR latch structure.

Reset logic: reset when  $PT1-PV \leq PT1-H$



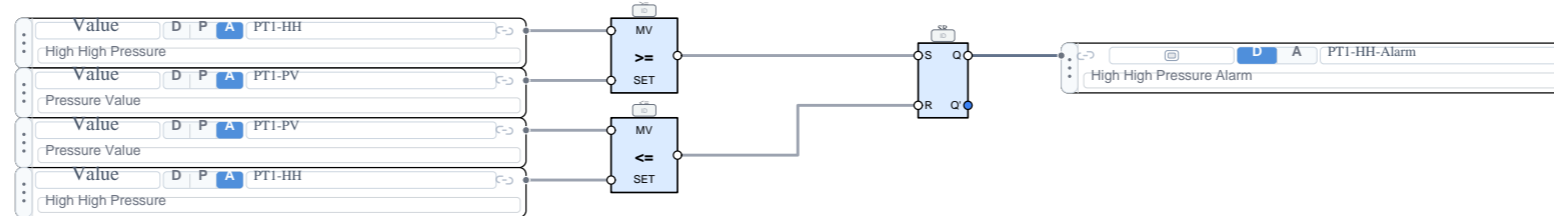
	1	2	3	4	5	6	7	8	9	10	11	12	13	14	15	16	17	18	19	20	21	22	23	
A																								A
B																								B
C																								C
D																								D
E																								E
F																								F
G																								G
H																								H
I																								I
J																								J
K																								K
L																								L
M																								M
N																								N
O																								O
P																								P
	1	2	3	4	5	6	7	8	9	10	11	12	13	14	15	16	17	18	19	20	21	22	23	5

### PT1-HH-Alarm - High High Pressure Alarm

Expression:  $PT1-HH-Alarm = (PT1-HH \geq PT1-PV)$ , latched, reset when  $PT1-PV \leq PT1-HH$

Description: PT1-HH-Alarm - High High Pressure Alarm is generated when PT1-HH is greater than or equal to PT1-PV. Once generated, the effect remains latched until PT1-PV - Pressure Value is less than or equal to PT1-HH - High High Pressure.

Base mode: comparator  $\geq$   
 Latched effect: exported with SR latch structure.  
 Reset logic: reset when  $PT1-PV \leq PT1-HH$



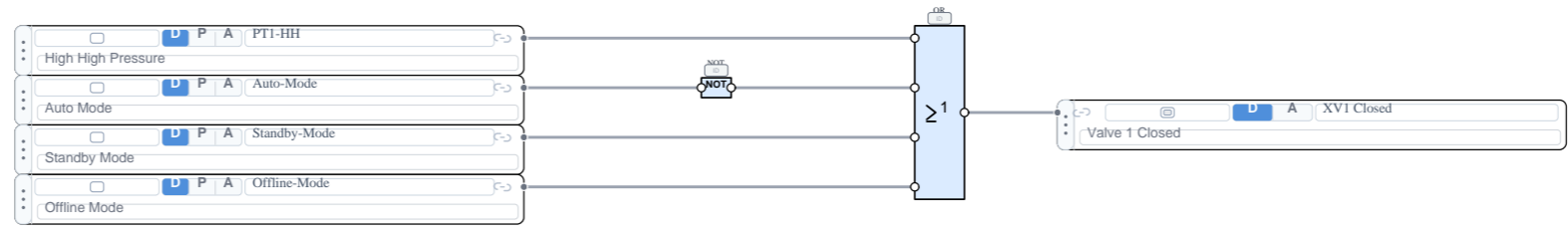
	1	2	3	4	5	6	7	8	9	10	11	12	13	14	15	16	17	18	19	20	21	22	23	
A																								A
B																								B
C																								C
D																								D
E																								E
F																								F
G																								G
H																								H
I																								I
J																								J
K																								K
L																								L
M																								M
N																								N
O																								O
P																								P
	1	2	3	4	5	6	7	8	9	10	11	12	13	14	15	16	17	18	19	20	21	22	23	6

### XV1 Closed - Valve 1 Closed

Expression: XV1 Closed = (PT1-HH OR NOT Auto-Mode OR Standby-Mode OR Offline-Mode)

Description: XV1 Closed - Valve 1 Closed is generated when any of the following conditions are active: PT1-HH; NOT Auto-Mode; Standby-Mode; and Offline-Mode.

Base mode: any



	1	2	3	4	5	6	7	8	9	10	11	12	13	14	15	16	17	18	19	20	21	22	23	
A																								A
B																								B
C																								C
D																								D
E																								E
F																								F
G																								G
H																								H
I																								I
J																								J
K																								K
L																								L
M																								M
N																								N
O																								O
P																								P
	1	2	3	4	5	6	7	8	9	10	11	12	13	14	15	16	17	18	19	20	21	22	23	7

### D1-Stopped - Pump 1 Stopped

Expression: D1-Stopped = (PT1-HH OR NOT Auto-Mode OR Standby-Mode OR Offline-Mode)

Description: D1-Stopped - Pump 1 Stopped is generated when any of the following conditions are active: PT1-HH; NOT Auto-Mode; Standby-Mode; and Offline-Mode.

Base mode: any



### TT1-H-Alarm - High Temperature Alarm

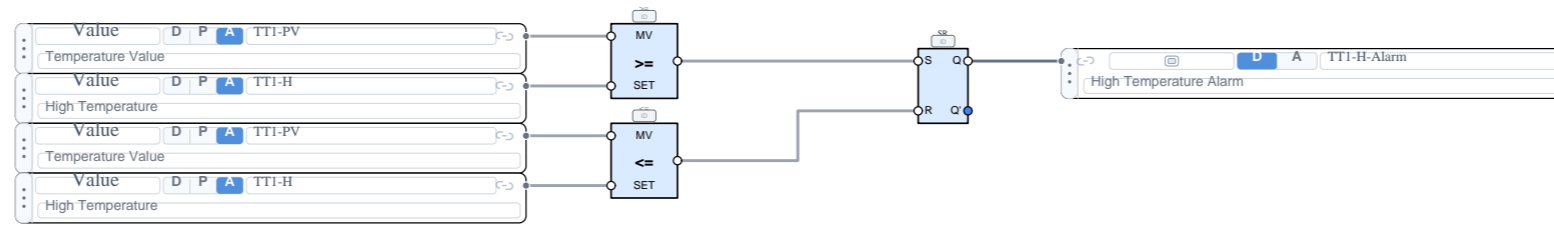
Expression:  $TT1-H-Alarm = (TT1-PV \geq TT1-H)$ , latched, reset when  $TT1-PV \leq TT1-H$

Description: TT1-H-Alarm - High Temperature Alarm is generated when TT1-PV is greater than or equal to TT1-H. Once generated, the effect remains latched until TT1-PV - Temperature Value is less than or equal to TT1-H - High Temperature.

Base mode: comparator  $\geq$

Latched effect: exported with SR latch structure.

Reset logic: reset when  $TT1-PV \leq TT1-H$



### TT1-HH-Alarm - High High Temperature Alarm

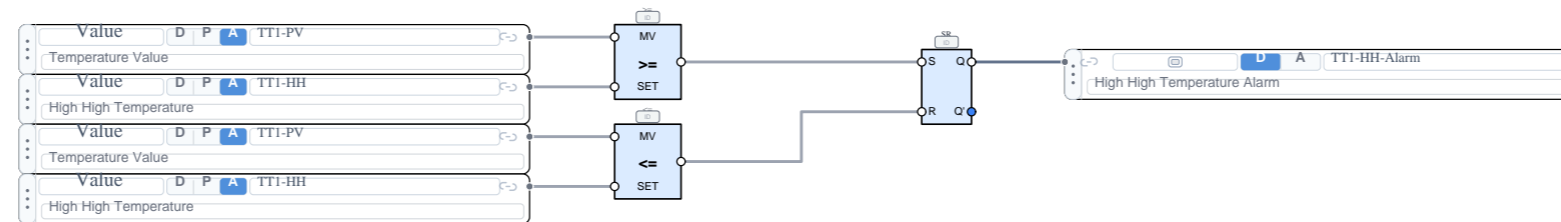
Expression:  $TT1-HH-Alarm = (TT1-PV \geq TT1-HH)$ , latched, reset when  $TT1-PV \leq TT1-HH$

Description: TT1-HH-Alarm - High High Temperature Alarm is generated when TT1-PV is greater than or equal to TT1-HH. Once generated, the effect remains latched until TT1-PV - Temperature Value is less than or equal to TT1-HH - High High Temperature.

Base mode: comparator  $\geq$

Latched effect: exported with SR latch structure.

Reset logic: reset when  $TT1-PV \leq TT1-HH$





Signals - Digital Outputs Part 1 of 1

A  
B  
C  
D  
E  
F  
G  
H  
I  
J  
K  
L  
M  
N  
O  
P

LCC		
Tag	Description	Page
D1-Stopped	Pump 1 Stopped	Tab 7
PT1-H-Alarm	High Pressure Alarm	Tab 4
PT1-HH-Alarm	High High Pressure Alarm	Tab 5
TT1-H-Alarm	High Temperature Alarm	Tab 8
TT1-HH-Alarm	High High Temperature Alarm	Tab 9
XV1 Closed	Valve 1 Closed	Tab 6

A  
B  
C  
D  
E  
F  
G  
H  
I  
J  
K  
L  
M  
N  
O  
P

Signals - Analog Inputs Part 1 of 1

LCC		
Tag	Description	Page
PT1-H	High Pressure	Tab 4
PT1-H	High Pressure	Tab 4
PT1-HH	High High Pressure	Tab 5
PT1-HH	High High Pressure	Tab 5
PT1-PV	Pressure Value	Tab 4
PT1-PV	Pressure Value	Tab 4
PT1-PV	Pressure Value	Tab 5
PT1-PV	Pressure Value	Tab 5
TT1-H	High Temperature	Tab 8
TT1-H	High Temperature	Tab 8
TT1-HH	High High Temperature	Tab 9
TT1-HH	High High Temperature	Tab 9
TT1-PV	Temperature Value	Tab 8
TT1-PV	Temperature Value	Tab 8
TT1-PV	Temperature Value	Tab 9
TT1-PV	Temperature Value	Tab 9

A  
B  
C  
D  
E  
F  
G  
H  
I  
J  
K  
L  
M  
N  
O  
P

A  
B  
C  
D  
E  
F  
G  
H  
I  
J  
K  
L  
M  
N  
O  
P

Table: XV1 Closed					
PT1-HH	Auto-Mode	Standby-Mode	Offline-Mode	XV1 Closed	
0	0	0	0	1	1
0	0	0	1	1	1
0	0	1	0	1	1
0	0	1	1	1	1
0	1	0	0	0	0
0	1	0	1	1	1
0	1	1	0	0	1
0	1	1	1	1	1
1	0	0	0	0	1
1	0	0	1	1	1
1	0	1	0	0	1
1	0	1	1	1	1
1	1	0	0	0	1
1	1	0	1	1	1
1	1	1	0	0	1
1	1	1	1	1	1
1	1	1	1	0	1
1	1	1	1	1	1

A  
B  
C  
D  
E  
F  
G  
H  
I  
J  
K  
L  
M  
N  
O  
P

A  
B  
C  
D  
E  
F  
G  
H  
I  
J  
K  
L  
M  
N  
O  
P

Table: D1-Stopped					
PT1-HH	Auto-Mode	Standby-Mode	Offline-Mode	D1-Stopped	
0	0	0	0	1	1
0	0	0	1	1	1
0	0	1	0	1	1
0	0	1	1	1	1
0	1	0	0	0	0
0	1	0	1	1	1
0	1	1	0	0	1
0	1	1	1	1	1
1	0	0	0	0	1
1	0	0	1	1	1
1	0	1	0	0	1
1	0	1	1	1	1
1	1	0	0	0	1
1	1	0	1	1	1
1	1	1	0	0	1
1	1	1	1	1	1
1	1	1	1	0	1
1	1	1	1	1	1

A  
B  
C  
D  
E  
F  
G  
H  
I  
J  
K  
L  
M  
N  
O  
P

A  
B  
C  
D  
E  
F  
G  
H  
I  
J  
K  
L  
M  
N  
O  
P